



Network Delivery Update

Thomas Juzwin

Pleased to meet you!



Your Network Delivery team



Operations Manager and Network Leads



Mick Shea

Operations Manager



Michael Gonzalez

Far North Queensland



Hanna Clark

North Queensland



India Ault

Central Queensland

Operations Manager and Network Leads



Ashleigh Grima

Sunshine Coast &
Brisbane North

Roland Dunn

Brisbane South



David Capra

Southwest Queensland

Kaleena Howe

Gold Coast & Logan



Network team



David Fouche
Network Manager



Chris Power
Equipment Manager



Mark Cherry
Logistics Manager



Adriaan van Wyk
Recycling Network
Manager

Network team



Lauren Willis
Procurement &
Network Coordinator

John Rodriguez
Logistics Analyst



Ainsley Nand
Recycling Manager

Workplace Health Safety & Environment team



Phil Gordon
Manager WHSE

Kristine Braddock
Verification Officer



Donna Lovatt
WHSE Coordinator

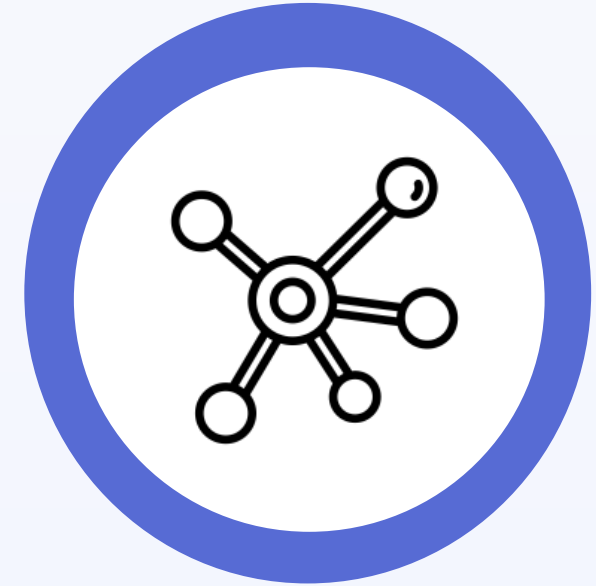
Why this structure?



**Diversity of
experience**



**Locals, in
tune**



**Enabled
centrally**

Partnering for growth

COEX
Container Exchange



You've shared your views

**Point of
contact and
query
response
times**

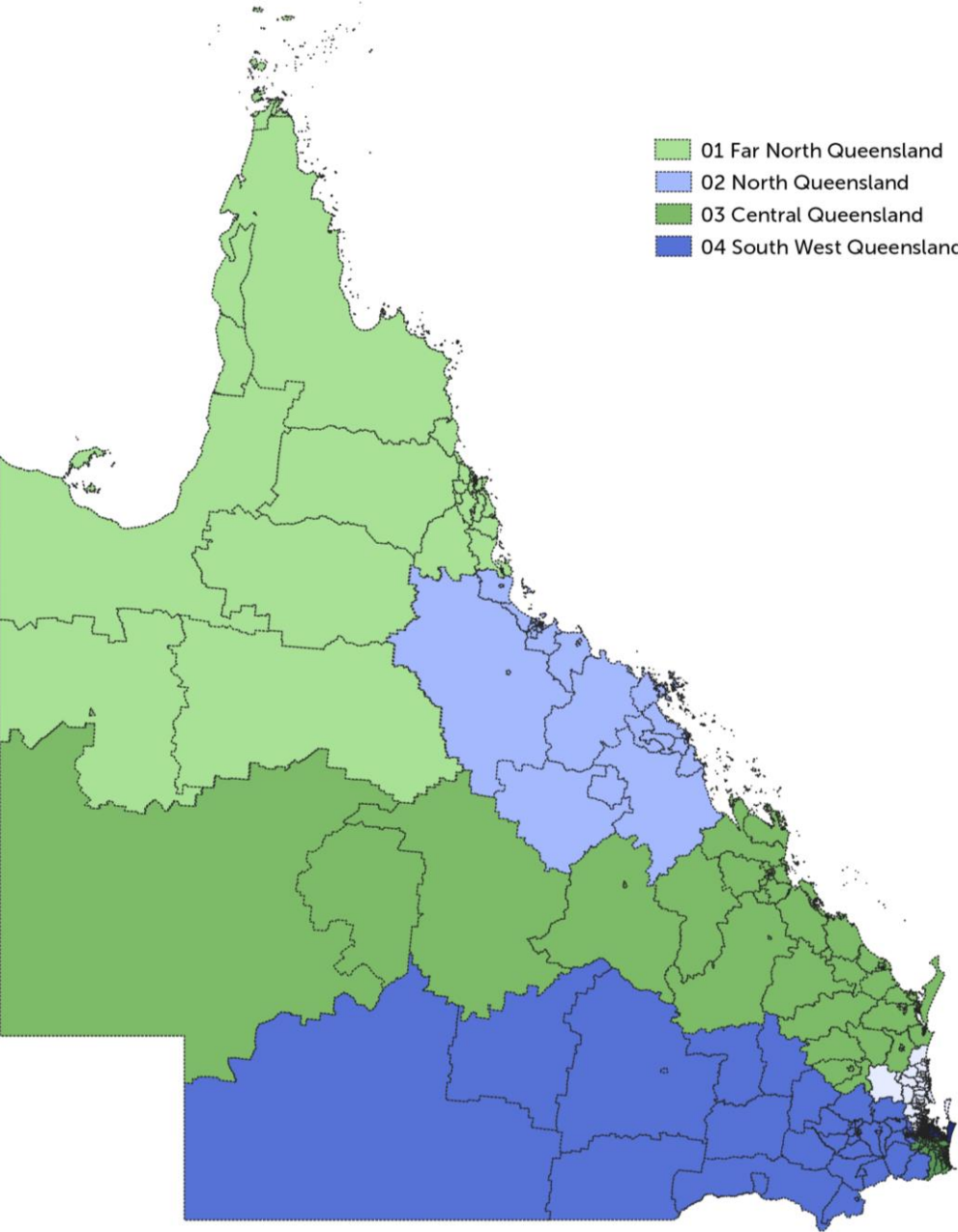
**Transparency
on contract
awards**

**Simplified
policies and
procedures**

**Volume
insights
shared and
actions
planned**

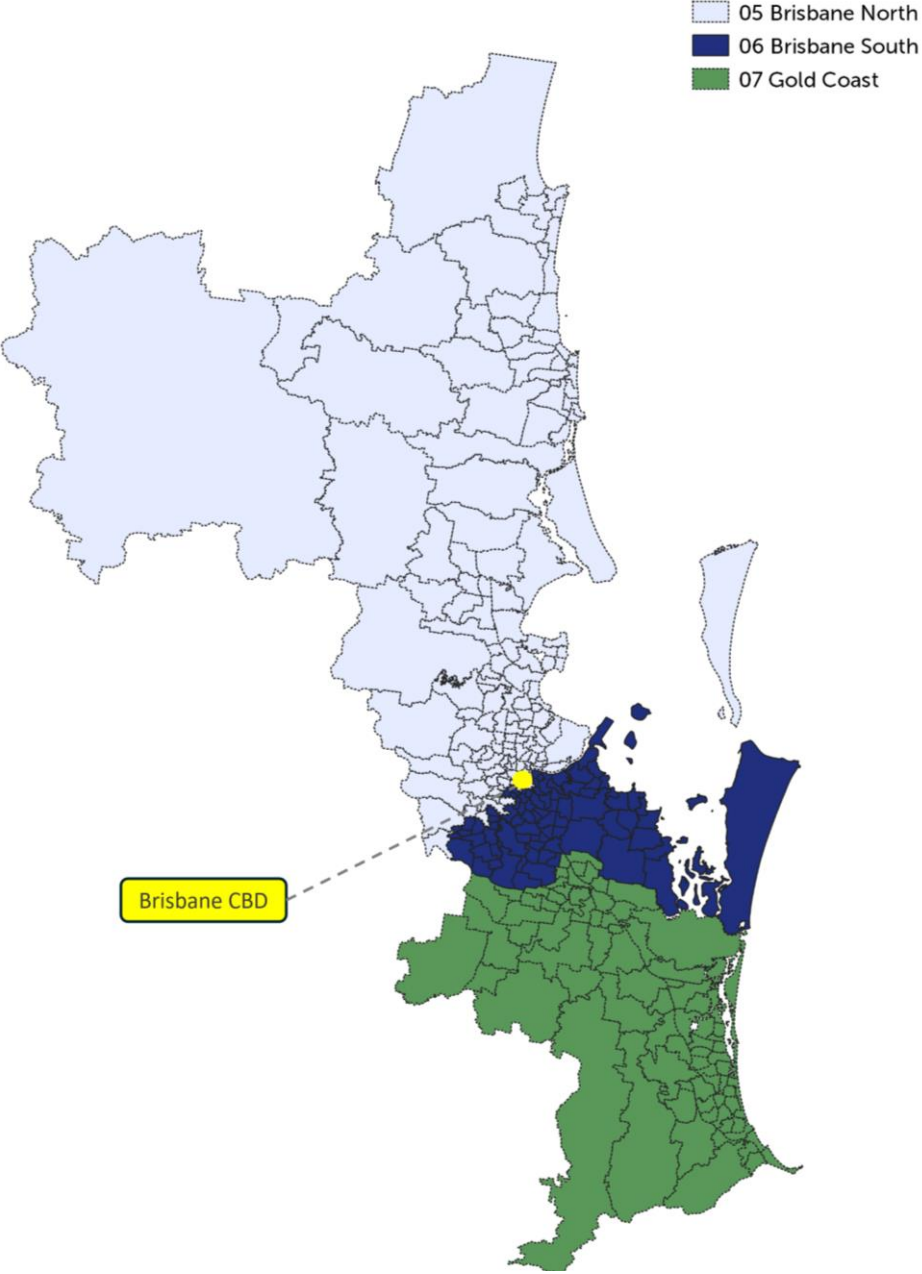
Data & Insights

Region	Volume Year To Date	Volume Last Year	Variance to Last Year	Budgeted Volume	Variance to Budget
Far North Queensland	47,615,635	44,544,853	6.89%	50,138,422	-5.03%
North Queensland	67,099,289	63,486,462	5.69%	70,398,646	-4.69%
Central Queensland	89,371,258	86,449,773	3.38%	93,373,714	-4.29%
South-West Queensland	78,091,689	73,523,056	6.21%	80,766,130	-3.31%
Grand Total	282,177,871	268,004,144	5.29%	294,676,912	-4.24%



Data & Insights

Region	Volume Year To Date	Volume Last Year	Variance to Last Year	Budgeted Volume	Variance to Budget
Brisbane North	126,675,293	115,818,788	9.37%	131,681,926	-3.80%
Brisbane South	74,108,455	69,150,664	7.17%	77,621,031	-4.53%
Gold Coast	115,757,960	104,611,706	10.65%	121,380,034	-4.63%
Grand Total	316,541,708	289,581,158	9.31%	330,682,991	-4.28%



We are here to
support you

COEX
Container Exchange



**Data &
insights**

**Brand &
Marketing**

**Customer
experience**

**Compliance
support**


**Safety
closeouts**

**Logistics &
equipment**

Brand & Marketing

Available on our Brand Hub:

- Customisable templates
- Eligibility posters
- Social media tiles
- External signage



Compliance

COEX CONTAINERS FOR CHANGE
Container Exchange


CCA Compliance Framework

WHAT is the Operator required to do?	WHERE in the CCA?	WHEN is it required?	WHO ensures	HOW do we measure?	HOW do we record and	Operator or Site specific?
1 Reporting Obligations						
1	Submit Payment Claim	10.4(a)	Wee			
2	Submit declaration of actual number of Containers collected, picked up and stored	Schedule 1, 2.3(h)(i)	Wee			
3	Submit WHS report and Environmental Management report	Schedule 1, 4.3(f)(i)	Mon			
4	Submit Industrial Relations statutory declaration	Schedule 1, 2.3(h)(iii)	Quar			

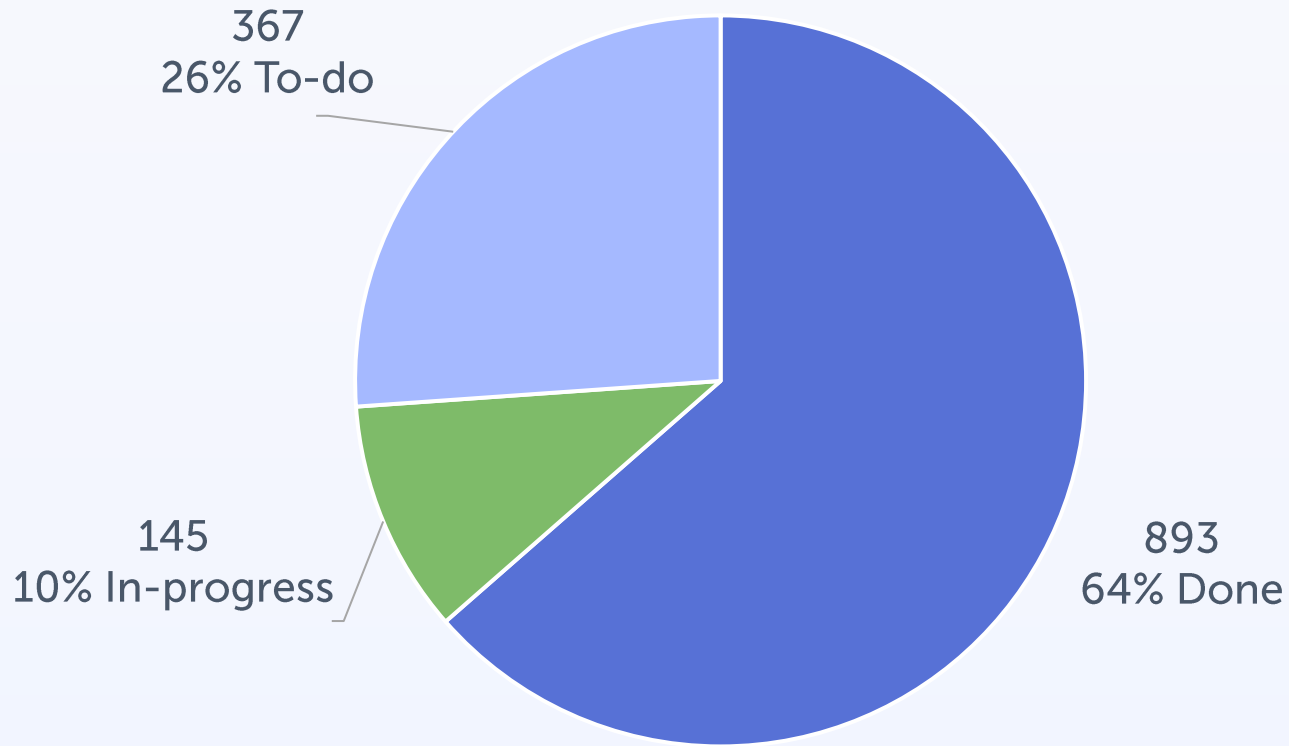


- ✓ Quarterly IR Statutory Declaration
 - FY24 Q1
 - FY24 Q2
 - FY24 Q3
 - FY24 Q4
 - FY25 Q1 – not yet overdue
- ✓ Total Volume Statutory Declaration - Annual
 - FY22
 - FY23
 - FY24
- ✓ Public & Products Liability Insurance
- ✓ WorkCover
- ✓ Motor Vehicle Insurance Certificate of Currency
- ✓ Safety Management Plan
- ✓ Emergency Management Plan
- ✓ Environmental Management Plan
- ✓ IT Disaster Recovery Plan

- Thank-you.
- Our upcoming work on IT Disaster Recovery.




Safety



332 site checks over
9 weeks

1405 actions raised

74 days – action closeout



Asset investment strategy

Investing
\$5.1m

↑
Scheme
Growth

↑
Social
Impact

Logistics & Equipment

**LSA
RFP**

Efficiency

**Equipment
Overhaul**

4:1



Discussion Guides



CRP/SITE

NETWORK LEAD



DATA

Month	Nov-23	Dec-23	Jan-24	Feb-24	Mar-24	Apr-24	May-24	Jun-24	Jul-24	Aug-24	Sep-24	Oct-24
Actuals	1,304,913	1,477,458	1,474,221	1,192,078	1,205,639	1,264,236	1,066,087	1,090,213	1,089,623	1,097,560	1,159,281	1,228,080
Previous Year	1,183,164	1,191,949	1,263,768	1,128,219	1,210,428	1,117,205	1,045,030	1,049,165	962,608	1,051,750	1,102,113	1,127,207
Budget												
% LY	10.3%	24.0%	16.7%	5.7%	-0.4%	13.2%	2.0%					
% Budget												

WHAT YOU'RE ALREADY DOING TO GROW

HOW MIGHT COEX HELP?

MARKETING

- I'd like to explore branding and signage opportunities
- I'd like to discuss social media support and training.
- I'd like guidance on local area marketing

CUSTOMER EXP.

- I would like to learn more about specific insights and customer feedback
- I'm interested in the CX team v my CRP to host a workshop

WHAT YOU'RE ALREADY GOING TO GROW

HOW MIGHT COEX HELP?

MEETING NOTES

COMPLIANCE & SAFETY

- I would like support to review outstanding compliance documents
- I'm interested in IT disaster recovery coaching
- I'd like assistance with a safety audit actions check

LOGISTICS & EQUIPMENT

- I'd like the opportunity to feedback around logistics
- I'm interested in compaction
- I think I could organise my site more efficiently through process improvement

ASSET INVESTMENT PROGRAM

- I'm interested in a current eligible site review (including data on volumes by site)
- I would like support on submissions for asset investment



Thank you!

